

IMPACT CRUSHER R5




IMPACT CRUSHERS

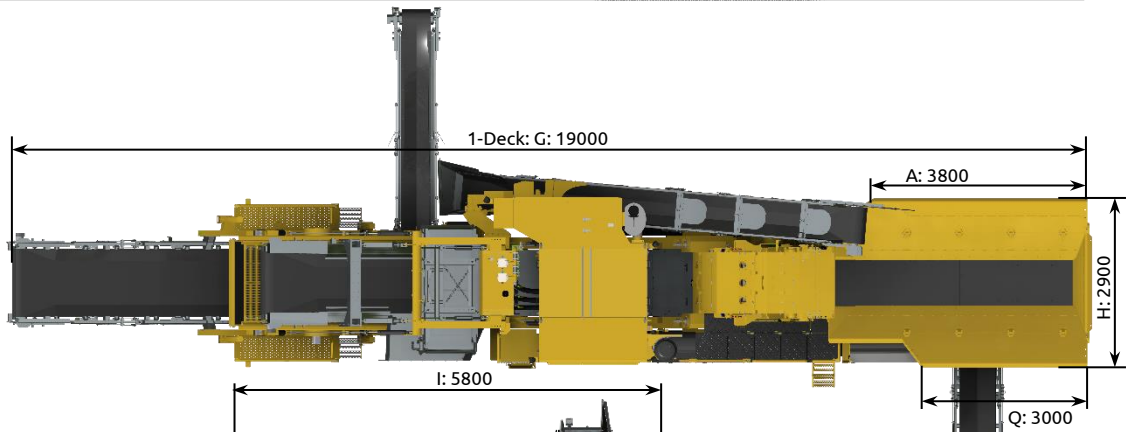


DIMENSIONS

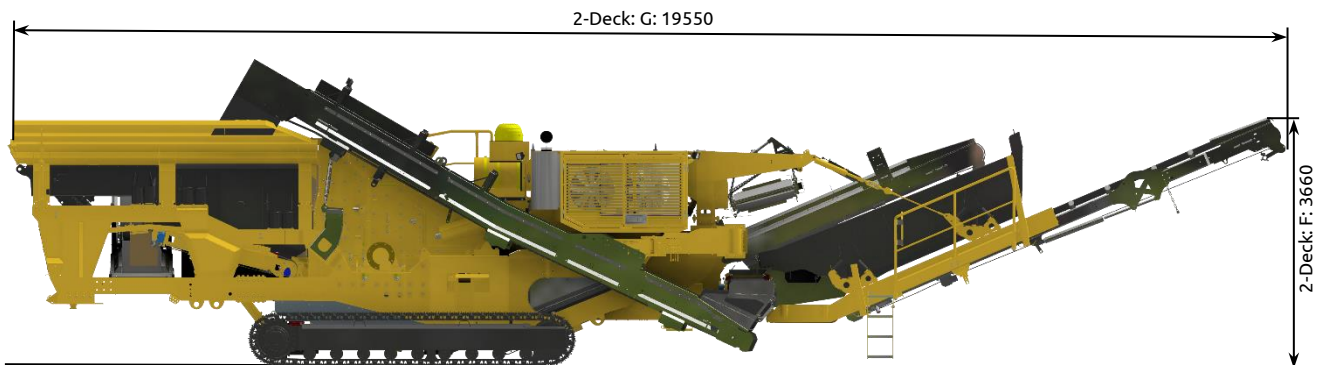
WITHOUT SCREEN:



WITH 1-DECK SCREEN:




WITH 2-DECK SCREEN



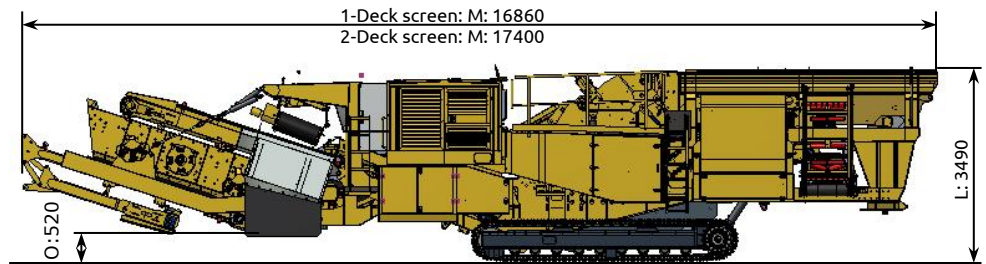
IMPACT CRUSHERS

TRANSPORT DIMENSIONS

TRANSPORT WITHOUT SCREEN:



TRANSPORT WITH SCREEN:



Weight: Approx. 42 t (without options)

Weight options:

Magnetic separator (min.)	1.850 kg
1-Deck screen	3.500 kg
2-Deck screen	4.500 kg
Oversize return conveyor	1.000 kg
Milling beam	1.000 kg
Conveyor pre-screening	820 kg

Transport width 3.000 mm (9'10")

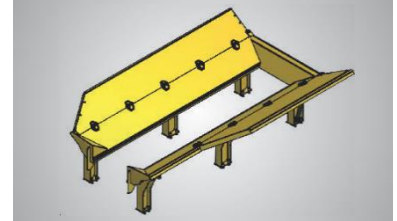
REMARK: All pictures might show options, not included in the scope of supply

A	B	C	D	E	F (1-Deck)	F (2-Deck)	G (1-Deck)	G (2-Deck)	H
3800	3692	4100	14530	3350	3500	3660	19000	19550	2900
12'5"	12'1"	13'5"	47'8"	11'0"	11'6"	12'	62'4"	64'2"	9'6"
I	J	K	L	M (1-Deck)	M (2-Deck)	N	O	P	Q
5800	3000	14700	3490	16860	17400	4000	520	2875	3000
19'0"	9'10"	48'3"	11'5"	55'4"	57'1"	13'1"	1'8"	9'5"	9'10"

TECHNICAL SPECIFICATION

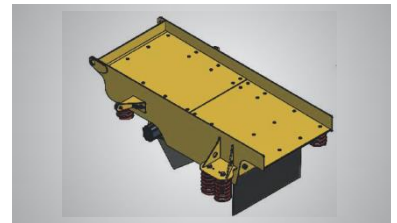
1) FEED HOPPER

- Type	52 FEH 100-00	
- Content	5 m ³	(6,25 yard ³)
- Wear lining	Wear resistant steel HB 500 (RUB discharge + bottom; 10 mm); Top: HB 450; 6 mm	
- Hopper Walls	Left and right hydraulic folding	
- Feeding height	3.692 mm right + left side; 3.350 mm rear	(12'1";10'12")
- Feeding width	2.900 mm	(9'6")
- Feeding length	Left 3.000; right 3.800 mm	(9'10"; 12'6")



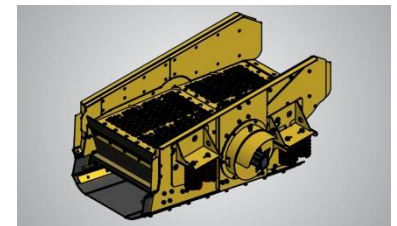
2) VIBRATING FEEDER

- Type	TK 164 VIF	
- Length	2.000 mm	(6'7")
- Width	1.000 mm	(3'3")
- Drive	Hydro motor 11 kW; 600 – 900 R.P.M.	(15 hp)
- Capacity	Up to 400 t/h	



3) DOUBLE DECK PRE-SCREEN

- Type	52 SCS 100-00	
- Length	2.200 mm	(7'3")
- Width	1.000 mm	(3'3")
- Top deck 2 step Punched plate	Hexagonal or long apertures 20 - 100 mm; s=15-20 mm	(3/4"-4")
- Bottom deck	1.750 x 1.000 mm with square mesh of choice (end tensioned)	(5'7" x 3'3")
- Material flow	- fine fraction either in crusher bypass or separately stockpiled (with p/n 665600) - Intermediate fraction either in crusher bypass (lower deck bigger mesh than upper deck) or separately stockpiled (with option p/n 665500)	
- Drive	Hydro motor 15 kW; 900 – 1020 R.P.M.	(20 hp)



4) UNDERSCREEN CONVEYOR - GALVANIZED

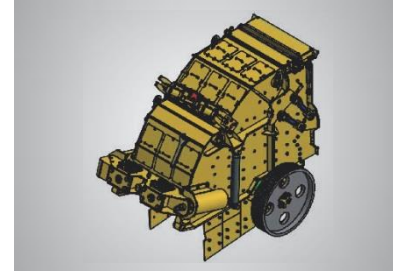
- Type	52 REC 100-00	
- Length	2.000 mm	(6'6")
- Width	800 mm	(2'6")
- Speed	2,09 m/s	
- Max. capacity	150 t/h	
- Drive	5 kW hydraulic motor reversible	(7,5 hp)
- Reversible belt	To feed the pre-screened material under the crusher in bypass or to the side conveyor	
- Ease of service	The conveyor can slide out for ease of service purposes.	



TECHNICAL SPECIFICATION


5) IMPACT CRUSHER

- Type	52 ICR 100-00	
- Inlet opening	800 x 1.050 mm (H x W)	(2'7" x 3'5")
- Weight impact crusher	Approx. 12.500 kg (without milling beam)	(26.250 lb)
- Rotor width	1.000 mm	(3'4")
- Rotor diameter	1.260 mm	(4'2")
- Drive	Direct via elastic clutch, transmission gear, Turbo clutch and V-belts	
- Blow bars	2 pcs. each 286 kg + 2 pcs. each 204 kg	(600 + 450 lb)
- Rotor speed	456 RPM (30 m/s) to 563 RPM (37,2 m/s)	
- Pulley diameter	Rotor 1.100 mm; motor 335 mm	(3'7"; 1'1")
- Weight rotor	Approx. 5.100 kg (without bearings)	(10.700 lb)
- Throughput capacity	85 up to 350 t/h	
- Impact aprons	2 pcs. with hydraulic gap setting	
- Gap upper apron	(new tools) +25 / +215 mm; dodging max. 320 mm	(+1"/8,5") (1')
- Gap lower apron	(new tools) -115 / +140 mm; dodging max. 320 mm	(-4,5"/5,5") (1')
- Distance rotor / feeder	310 mm	(1')
- Optional	Milling beam (3 rd impact panel)	




6) VIBRATING DISCHARGE FEEDER (Belt saving feeder)

- Type	50 DCF 100-00	
- Length	3.180 mm	(10'4")
- Width	1.100 mm	(3'3")
- Capacity	Up to 350 t/h	
- Drive	7,5 kW hydraulic motor	(10,2 hp)
- Wear lining	HB 450 + HB 500; s=10 mm	(1/2")



7) MAIN BELT CONVEYOR - GALVANIZED

- Type	52 MPC 100-00	
- Discharge height	3.350 mm	(11'0")
- Stockpile volume	Approx. 110 t ($\gamma=1,7$; 37° angle of repose)	
- Length AD	7.500 mm	(24'7")
- Width BW	1.100 mm	(3'7")
- Belt speed	adjustable; standard 1,15 m/s	
- Inclination	23°	
- Drive	hydraulic 15 kW	(20 hp)
- Rubber belt quality	Belt KT-Flex 630/1 6+3 Grade RS - Superior impact and tear resistance	



8) TRACK - UNIT



- Type	50 TRA 200-00	
- Length	4.100 mm	(13'5")
- Width track shoe	400 mm	(1'4")
- Total width	2.700 mm	(8'10")
- 2 speeds	1,1 km/h and 2 km/h	(0,7/1,2 mph)
- Drive	Hydraulic piston pump and planetary gears	
- Tilting chassis (patented)	For increased access to maintenance and inspection and for linking the machine to the DOLLY respectively to the truck. Can also be used for operation to increase the feed capacity in case of sticky material.	




TECHNICAL SPECIFICATION

9) ENGINE UNIT

- Type	52 ENU200-00; Diesel / Hydraulic load sense	
- Diesel Motor, Type	a) VOLVO TAD 1354 GE fixed speed b) VOLVO TAD 1373 VE	(p/n 101615) (p/n 101596A)
- Emission control	a) Tier 3 EU STAGE IIIA; int. EGR b) Tier 4f EU STAGE IV; EGR, SCR (ad blue)	
- Power ISO 14396	a) 328 kW/1.500 rpm b) 345 kW/1.500 rpm	(446 hp) (469 hp)
- Max. torque	a) approx. 2.090 Nm at 1.500 R.P.M. b) 2.380 Nm at 1.200 R.P.M.	(1.540 lbft) (1.755 lbft)
- Motor revolution	a) 1.800 R.P.M. b) 1.500 R.P.M. – 1.850 R.P.M.	
- Bore hole / stroke	131 x 158 mm	(5,2" x 6,2")
- Combustion chamber	a) 12.800 cm ³ ; b) 12.800 cm ³	(780 in ³)
- Diesel consumption	b) 199 g/kWh at 1.600 R.P.M.	
- Voltage	24 Volt (for improved cold start properties)	
- Cooling	Combi cooler (water, air, diesel, hydraulic) separate hydraulic variable piston pump valve for reversing fans and fixed piston motor For cleaning purpose fold-out easily	
- Fuel	Tank 792 Litres; fuel code acc. to EN 590	(206 gal)
- Air filter	Cyclone pre-filter + dual stage fine filter	
- Drive crusher	Engine → power transmission gear → Turbo clutch → V-belt drive for crusher direct drive	
- Power transmission	Flange with elastic coupling for damping engine vibrations; Flange for hydraulic pump 45 kW (track drive); Switchable toothed clutch (for emergency and service only), V-belt pulley and Turbo clutch; Pump with oil filter for lubrication of gear	
- Oil tank	700 Litres	(183 gal)
- Hydraulic drives	Load sense pumps with PVG	
ATTENTION	<i>Engine warranty expires in case non genuine Keestrack filters are used!</i> With „Load sensing“ hydraulic pumps, the fuel consumption is reduced by Approx. 20-25%, compared to standard gear pump and flow divider hydraulic systems.	



Combi cooler
fold-out



10) CONTROL

- Type	PLC – IP 67; dust and vibration proof
- Display	LCD screen 7"
- Operation	Control panel
- Contoller	Wired hand remote controller; or optional Radio remote controller (see option list)
- Temperature control of hydraulic oil	> 83° C protection; first feeder stops, later engine stops
- Diesel fuel tank level sensor	First low level warning, then feeder stops, then engine stops
- Cold start protection	Below 0° C a warm-up is required
- Speed sensor for rotor	Included

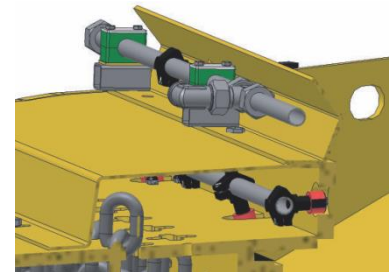


TECHNICAL SPECIFICATION - OPTIONS

11) DUST SUPPRESSION SYSTEM a) p/n 105558

b) HIGH PRESSURE p/n 101861

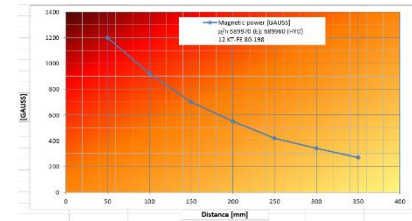
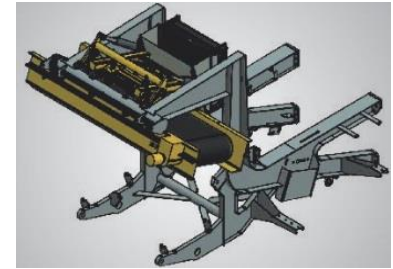
- Type	a) CAS 91; b) HPW 200/30-45	(1,5 (14) hp)
- Drive	a) Hydraulic motor 1,1 kW; b) 10 kW	
- Water consumption	Max. 0,75 m ³ /h	
- Spraying areas	Crusher inlet and outlet (optional end of main or fines conveyor)	



TECHNICAL SPECIFICATION - OPTIONS

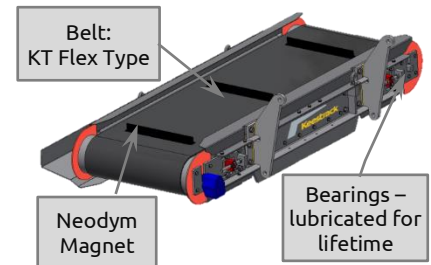
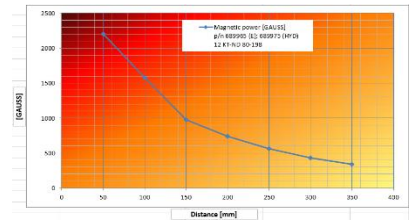
12) MAGNETIC SEPARATOR p/n X115492

- Type	12 KT-FE 80-198	
- Length	1.980 mm	(6'6")
- Width	850 mm	(2'7")
- Magnetic power	400 GAUSS at 250 mm distance	
- Magnet dimensions	1.170 x 750 mm	(3'10" x 2'5")
- Speed	2,5 m/s	
- Drive	Hydraulic motor 5,5 kW	(7,5 hp)
- Height adjustment	Hydraulic height adjustment 150 - 345 mm	
- Weight	1.200 kg	(2.600 lb)



13) NEODYM HEAVY DUTY MAGNETIC SEPARATOR p/n X115494

- Type	12 KT-ND 80-198	
- Belt width	850 mm	(2'7")
- Belt length (AD)	1.980 mm	(6'6")
- Magnet L x W	1.170 x 750 mm	(3'10" x 2'5")
- Magnetic power	560 GAUSS at 250 mm	
- Drive	Hydraulic motor 5,5 kW	(7,5 hp)
- Speed	2,5 m/s	
- Lift able and lower able	Hydraulic 150 up to 345 mm	
- Weight	960 kg	(2.100 lb)




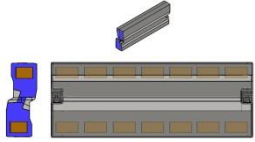

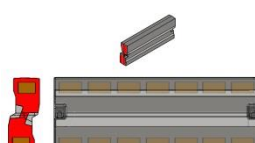

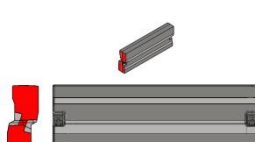


14) CENTRAL GREASING SYSTEM incl. AFTERSCREEN p/n 102026

- Cycle time	Adjustable	
- Drive	On board electric, 24 V DC	
- Weight	6 kg	(13 lb)



TECHNICAL SPECIFICATION

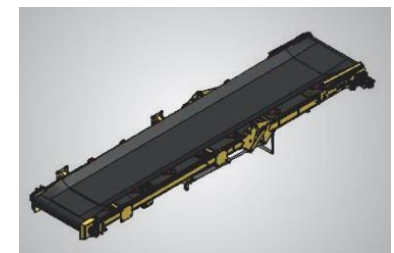
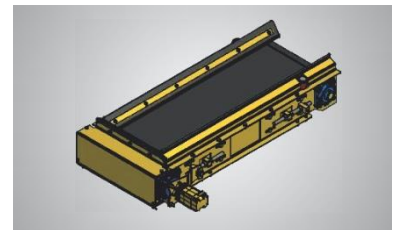
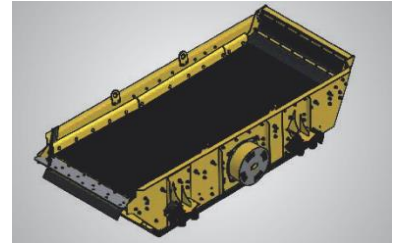
16) BLOW BARS

p/n	Material	Colour	Ca. Hardness [HRC] *)	Weight [kg/pcs.]**)	Applications	Picture
100466	Martensitic + Master ceramic (Inlay extra high)	<p>BLUE</p>  <p>RAL 5010</p>	54 - 58	273	Feed size <500 mm; concrete with medium reinforcements of steel	
100465	High Chrome + Master ceramic (Inlay)	<p>RED</p> 	60 - 65	273	Asphalt, secondary crushing, feed size < 150 mm	
101539	High Chrome	<p>RED</p> 	60 - 65	286	Asphalt, secondary crushing, feed size < 150 mm	
102528	Apron liner High Manganese Mn18Cr2	No colour		71		
102529	Apron liner High Manganese Mn18Cr2	No colour		45		

TECHNICAL SPECIFICATION - OPTIONS

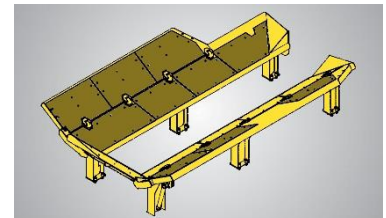
17) BUILT ON SINGLE DECK SCREEN with OSR, RUB, FCO p/n 105556

SCREENBOX	52 SCR 100-00 (p/n 667300)	
- Width	1.500 mm	(5'0")
- Length	3.300 mm (without feeding tray)	(10'8")
- Drive	Hydraulic 7,5 kW	(10 hp)
- Tensioning system	3 screen nets, mechanically side tensioned	
- Decks	1 Deck	
OVERSIZE CONVEYOR	56 OSR 100-00 (p/n 699500) - GALVANIZED	
- Length AD	1.916 mm	(6'3")
- Width BB	650 mm	(2'2")
- Drive	Hydraulic 4 kW	(5,5 hp)
RECYCLING CONVEYOR	52 RUB 150-00 H (p/n 644800) - GALVANIZED	
- Length AD	7.680 mm	(25'2")
- Width BW	650 mm	(2'1")
- Belt speed	Adjustable; standard 1,15 m/s	
- Inclination	26°	
- Drive	Hydraulic 7,5 kW	(10,2 hp)
- Max capacity	120 t/h	
- Rubber belt	EP 400/3 4+2 V-450 (Chevron)	
- Application	The conveyor can either be used for oversize recycling for crusher or as stockpile conveyor for the oversize fraction. Hydraulic swivelling mechanism.	
FINES CONVEYOR	52 FCO 100-00 H (p/n 646190) - GALVANIZED	
- Length AD	6.800 mm	(22'3")
- Width BW	1.200 mm	(4'0")
- Discharge height	3.500 mm	(11'6")
- Belt speed	Adjustable; standard 1,15 m/s	
- Inclination	25°	
- Drive	Hydraulic 7,5 kW	(11 hp)
- Stockpile volume	Approx. 130 t (y=1,7; 37°)	
- For transport / service	Hydraulically fold-able	



18) WEAR LINING HOPPER p/n 699445

- Material	HB 450	
- Thickness	Top: 6 mm; HB 450	(0,2")
	Bottom: 10 mm; HB 500	(0,4")
- Weight	500 kg	(1.102 lb)

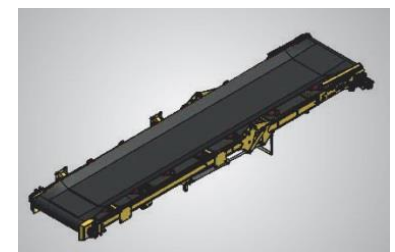
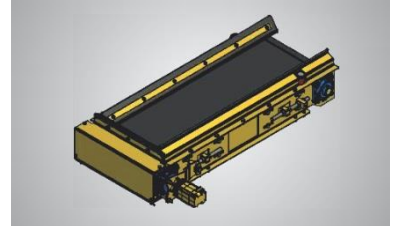



TECHNICAL SPECIFICATION - OPTIONS

19) BUILT ON DOUBLE DECK SCREEN with OSR, RUB, FCO, RSC

p/n

SCREENBOX	52 SCR ...-00 (p/n)	
- Width	1.500 mm	(5'0")
- Length	TD: 3.300 mm (without Feeding tray)	(10'10")
	BD: 3.000 mm	(9'11")
- Drive	Hydraulic 7,5 kW	(10 hp)
- Tensioning system	TD: 3 screen nets, mechanically side tensioned	
	BD: 2 screen nets, mechanically side tensioned	
OVERSIZE CONVEYOR	56 OSR 100-00 (p/n 699500) - GALVANIZED	
- Length AD	1.916 mm	(6'3")
- Width BW	650 mm	(2'2")
- Drive	Hydraulic 4 kW	(5,5 hp)
RECYCLING CONVEYOR	52 RUB 150-00 H (p/n 644800) - GALVANIZED	
- Length AD	7.680 mm	(25'2")
- Width BW	650 mm	(2'1")
- Belt speed	Adjustable; standard 1,15 m/s	
- Inclination	26°	
- Drive	Hydraulic 7,5 kW	(10,2 hp)
- Max capacity	120 t/h	
- Rubber belt	EP 400/3 4+2 V-450 (Chevron)	
- Application	The conveyor can either be used for oversize recycling for crusher or as stockpile conveyor for the oversize fraction. Hydraulic swivelling mechanism.	
MIDDLE FRACTION	CONVEYOR 52 RSC 100-00 (p/n 103701) - GALVANIZED	
- Length AD	5.500 mm	(18'1")
- Width BW	500 mm	(2'2")
- Belt	EP 350/5 6+2	
- Discharge height	2.875 mm	(9'5")
- Belt speed	Adjustable; standard 1,15 m/s	
- Inclination	23°	
- Drive	Hydraulic motor 5,5 kW	(7 hp)
- Stockpile volume	Approx. 75 t (y=1,7; 37°)	
- For transport	hydraulically fold-able	
FINES CONVEYOR	52 FCO 100-00 H (p/n 646190) - GALVANIZED	
- Length AD	6.800 mm	(22'3")
- Width BW	1.200 mm	(4'0")
- Discharge height	3.660 mm	(12')
- Belt speed	Adjustable; standard 1,15 m/s	
- Inclination	25°	
- Drive	Hydraulic 7,5 kW	(11 hp)
- Stockpile volume	Approx. 150 t (y=1,7; 37°)	
- For transport / service	Hydraulically fold-able	

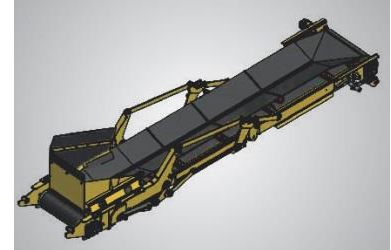


TECHNICAL SPECIFICATION - OPTIONS

20) PRE-SCREENING STOCKPILE CONVEYOR LEFT SIDE - GALVANIZED

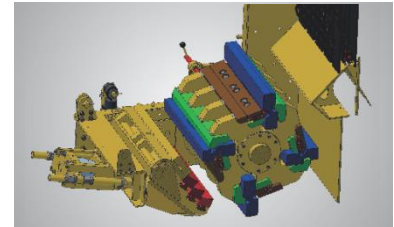
p/n 665600

- Type	52 LSC 100-00	
- Length AD	4.400 mm	(14'5")
- Width BW	650 mm	(2'1")
- Discharge height	2.900 mm	(9'6")
- Belt speed	Adjustable; standard 1,15 m/s	
- Inclination	22°	
- Drive	Hydraulic 5,5 kW	(7 hp)
- Stockpile volume	Approx. 80 t (γ=1,7; 37°)	
- For transport	Hydraulically fold-able	




21) MILLING BEAM p/n 607027

- Type	52 FIH 100	
- Application	For increasing fine material percentage and reducing oversize percentage	
- Design	3 rows of inserted liners and one screwed plate; with special spring pre-stressed	
- Horizontal setting	Mechanically via distance pieces (3 x 25 mm)	(3x1")
- Swivelling setting	Mechanically via spindles	
- Upper gap	Max. 50 mm with new blow bars and liners	(2")
- Lower gap	Max. 50 mm with new blow bars and liners	(2")
- Remark	For crushing of reinforced material, the milling beam has to be disassembled	




22) WORKING LIGHTS

	p/n 701006	
- Tower with 4 lamps	LED lights 12/24 V; 45 W each lamp: 9 pcs. LED's (p/n 205147) 4500 Lumen	
- protection degree	IP69K	
- Weight	9 kg	(20 lb)



23) FUEL FILLING PUMP p/n 701030

- with automatic stop	p/n 701030	
- Weight	10 kg	(22 lb)
- Model	F 80-24-1"	
- Capacity	80 l/min	
- Filter	3 micron with water absorbant media	
- Suction hose	¾" 1,5 m long	
- Drive	On board-electric 24 V DC	



24) SERVICE GENERATOR SET AND AIR COMPRESSOR p/n 751000

- Type Generator	DYNASET HG 10 kVA (for service and drive of compressor)	
- Drive	Hydraulically driven	
- sockets for service	1 x 400 V, 16 A and 2 x 230 V, 16 A	
- Air volume	590 l/min at 6 bar with air filter	
- Suction air volume	840 l/min	
- Air pressure	Max. 10 bar	
- Weight	170 kg	(370 lb)



TECHNICAL SPECIFICATION - OPTIONS

25) BELT SCALE MCL or FCO p/n 101392; LSC p/n 103036

- System	Weight recording
- Display	Feed capacity summary, daily feed capacity, actual capacity, belt speed
- Components	Roller station for weight take-up Speed take-up station Display with electronic unit with printer and data transfer

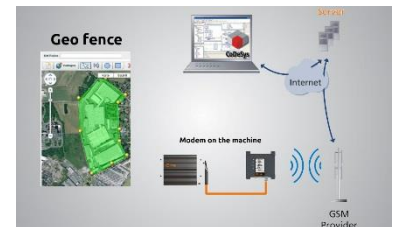


26) UMTS MODEM WITH GPS TRACKING SYSTEM "KEESTRACKER" (without SIM card) p/n 102971

- Functions	- WEB portal: position of the machine can be displayed on Google Maps; a geo-fence can be generated.
-------------	--

FOR DEALER ONLY:

- Real time access to Diesel engine, parameters of components and alarms.



TRANSFER MACHINE DATA THROUGH KEESTRACKER

The Buyer will not transfer personal data to KEESTRACK. As part of the service, KEESTRACK will receive the following data regarding the machine through "Keestracker", the tracking and controlling system of the machine in question:

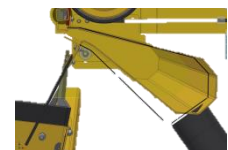
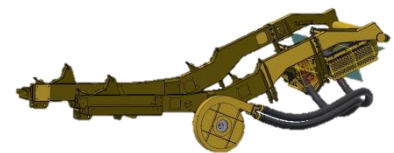
- Location data of the machine
- Machine usage data (such as: performance of the engine and other functions)

The Buyer acknowledges that this information does not constitute confidential business information of the Buyer. The Buyer provides its explicit consent for this data collection and takes appropriate technical and organizational measures to ensure that natural persons cannot be identified by these mechanical data.

The Buyer explicitly acknowledges that this information is provided free of charge to KEESTRACK for the delivery of services offered by KEESTRACK and to adapt or improve its services and/or products.

27) WINDSIFTING (AIR KNIFE) for OVERSIZE FRACTION p/n X105185

- Fan diameter	710 mm	
- Installed power	Hydraulic motor 15 kW @ 2.800 R.P.M.	
- Hoses	2 pieces dia. 114 mm	
- Air volume	39 m ³ /min @ 10.000 Pa	
- Weight	168 kg	(370 lb)



TECHNICAL SPECIFICATION - OPTIONS

28) HEATING SYSTEM for ENGINE UNIT p/n 203460

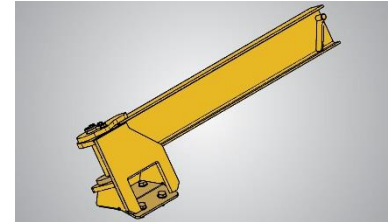
- Heating power up to 9,1 kW;
- Fuel consumption 0,19 - 1,1 l/h
- Voltage / Watt 24V; 37-90 W
- Operating temperature -40°C - + 80°C
- Weight 4,8 kg
- Additional Incl. timer for 3 starting times and temperature pre-selection



HEATING SYSTEM FOR ENGINE

29) SWIVELLING HOIST p/n X103884

- description for changing blow bars (without crane)
- weight 47 kg (103 lb)



30) SALT SPRAY PROTECTION COAT p/n 103572

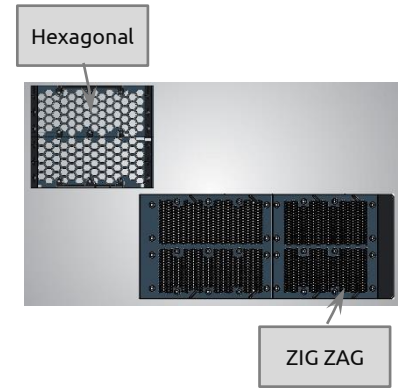
- Type WAX KX100

TECHNICAL SPECIFICATION – SCREEN CHOICE

31) SCREENS for TOP DECK of PRE-SCREEN

Punched plates

p/n	Dimensions	Thickness s=[mm]	Hardness
X112082	ZIG ZAG 12 x 35 mm	15	HB 450
X112089	Hexagonal 20 mm	15	HB 450
X112090	Hexagonal 30 mm	15	HB 450
X112091	Hexagonal 40 mm	15	HB 450
X112092	Hexagonal 50 mm	15	HB 450
X112093	Hexagonal 55 mm	15	HB 450
X112095	Hexagonal 70 mm	20	HB 450
X112096	Hexagonal 80 mm	20	HB 450
X112097	Hexagonal 100 mm	20	HB 450
X112074	BLIND PLATE	12	HB 450



32) SCREENS for BOTTOM DECK of PRE-SCREEN

Square mesh

p/n	Dimensions
202746	10 x 10 x 3 mm
202680	12 x 12 x 3 mm
202681	15 x 15 x 3 mm
202682	20 x 20 x 4 mm
202677	22 x 22 x 4 mm
202683	25 x 25 x 5 mm
202684	30 x 30 x 5 mm
202700	35 x 35 x 7 mm
202793	40 x 40 x 8 mm



33) SCREENS for AFTER SCREEN

Square mesh set

p/n	Dimensions
697005	8 x 8 x 2,5 mm
641529	12 x 12 x 3 mm
641531	17 x 17 x 4 mm
697010	22 x 22 x 4 mm
697015	25 x 25 x 5 mm
697020	32 x 32 x 5 mm
697025	35 x 35 x 7 mm
697030	40 x 40 x 8 mm
641532	45 x 45 x 8 mm
697035	50 x 50 x 8 mm
697040	55 x 55 x 8 mm
697045	60 x 60 x 10 mm
697050	70 x 70 x 10 mm
697055	100 x 100 x 12,5 mm

