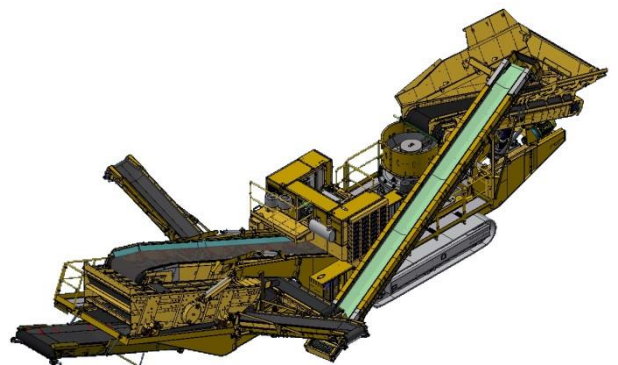
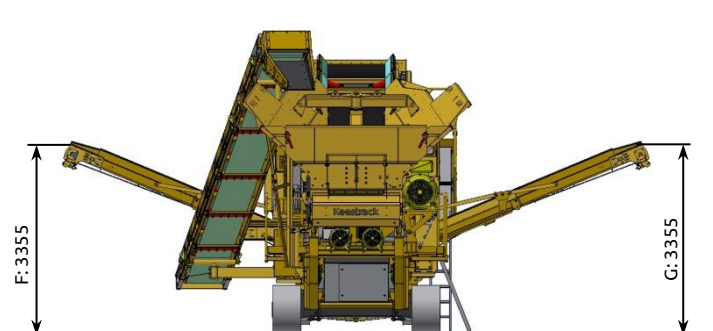
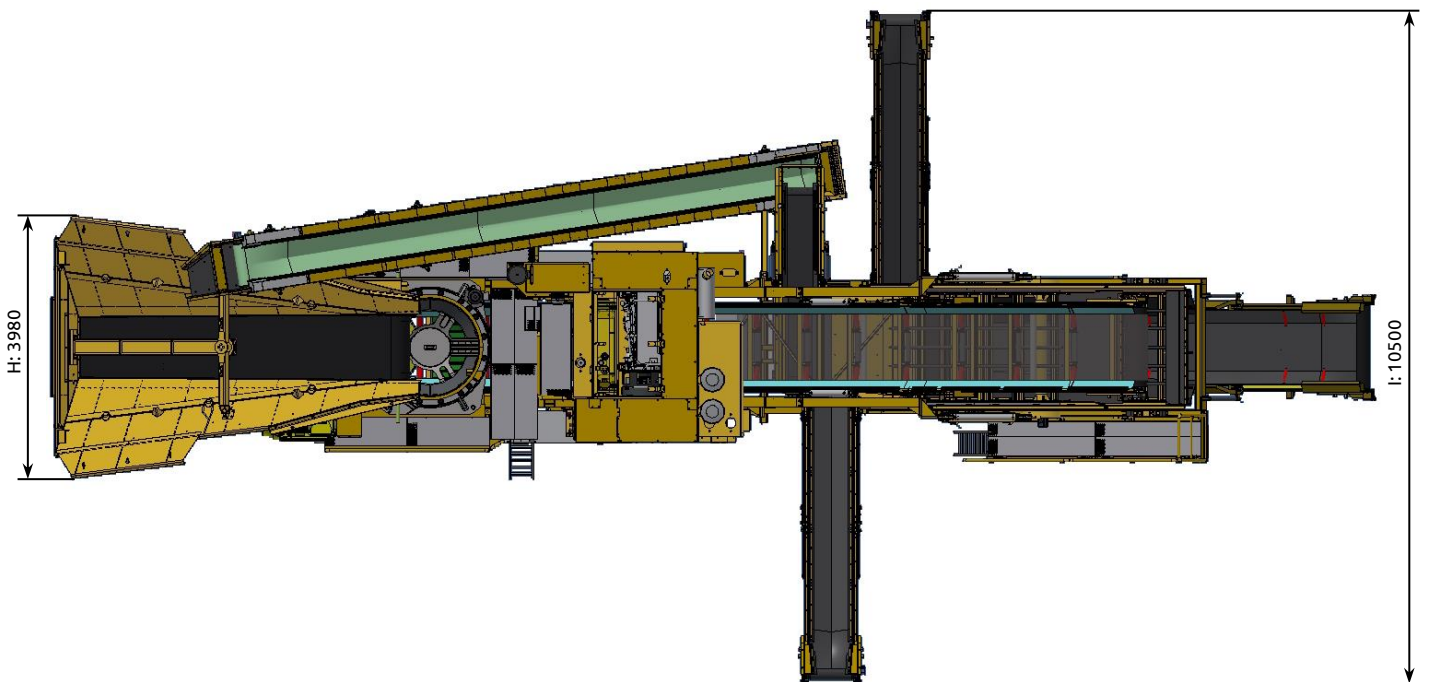
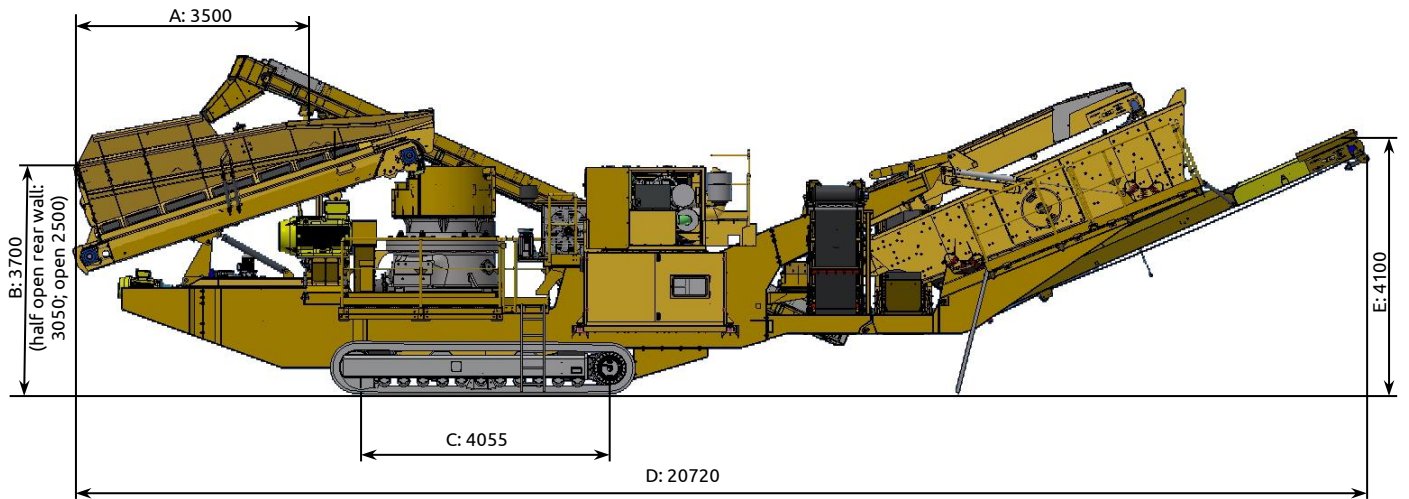


CONE CRUSHER H6e

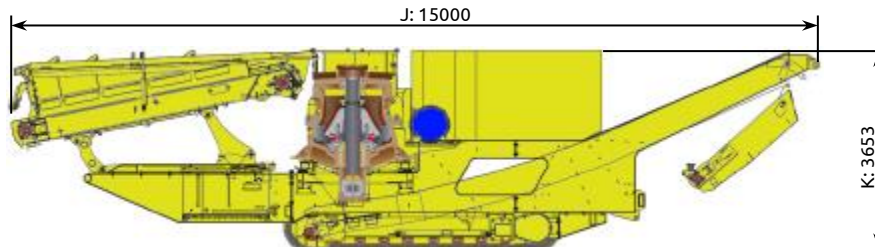


DIMENSIONS

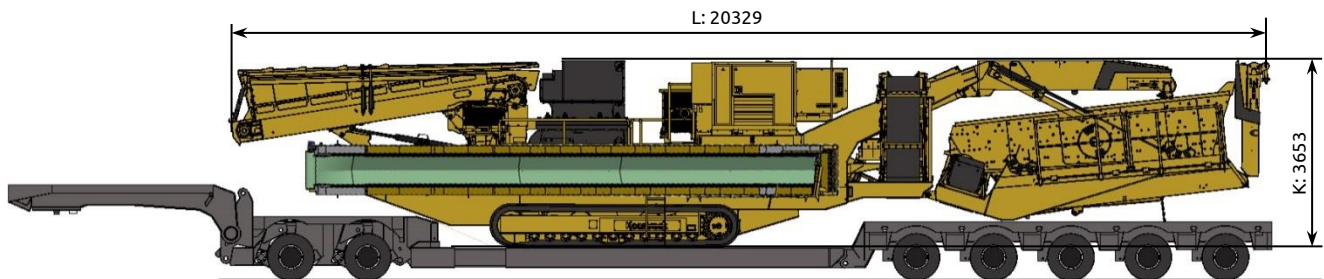
WITH 3-DECK SCREEN:



TRANSPORT DIMENSIONS TRANSPORT WITHOUT 3-DECK SCREEN



TRANSPORT WITH 3-DECK SCREEN



Weight: approx. 51,4 t (without options)

Weight options:	
3 Deck screen with conveyors	7.500 kg
Oversize return conveyor	1.850 kg
Hopper wear plates	676 kg
Hopper extension	720 kg

Total weight with options approx. 62,1 t

Transport width 3.000 mm (9'10")

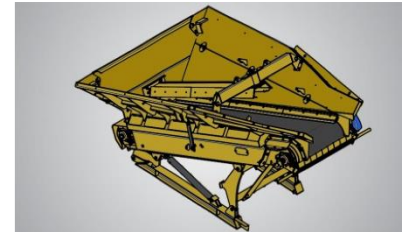
REMARK: All pictures might show options, not included in the scope of supply

A	B	C	D	E	F	G	H	I	J
3500	3700	4055	20720	4100	3355	3355	3980	10500	15000
11'6"	12'2"	13'4"	67'12"	13'5"	11'1"	11'1"	13'1"	34'5"	49'3"
K	L								
3653	20329								
11'12"	66'8"								

TECHNICAL SPECIFICATION

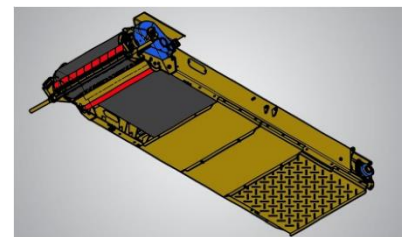
1) FEED HOPPER

- Type	83 BFR 100-00	
- Content	8 m ³	(9 yard ³)
- Design	Wear resistant steel HB 450	
- Feeding height	3.700 mm (2.500 mm open rear wall)	(11'2"; 8'2")
- Feeding width	3.980 mm	(13'1")
- Feeding length	3.500 mm	(11'6")
- Hopper load release	Longitudinal bar (for transport dismantled)	
- Transport	hopper extensions for transport hydraulically fold-able	




2) BELT FEEDER

- Type	83 BFR 100-01-00	
- Axle distance	5.360 mm	(17'7")
- Belt width	1.200 mm	(3'11")
- Drive	Hydraulic motor 7,5 kW with gearbox; speed adjusted acc. to crusher load 0-16 m/min 1-31 1/min	(11 hp)
- Metal detector	System EGE 3000 with MDV amplifier, sensitivity adjustment 1 - 10 (Option)	



3) CONE CRUSHER

- Type	KT-H6, contract manufactured by SANDVIK	
- Max. feed size	EC: 215 mm; C: 175 mm; MC: 140 mm; M: 110 mm; MF: 85 mm; F: 70 mm; EF: 38 mm	(7"; 7"; 6") (4"; 3"; 3") (2")
- Weight	14,3 ton	(15,76 st)
- Capacity	65 - 415 t/h	
- Setting C.S.S.	EC: 16-44 mm; C+MC+M: 13-38 mm; MF+F: 10-32 mm; EF: 80%<6-7,5 mm	(1-2") (0,4-1,3")
- Throw	Standard bushing 32/36/40/44 mm	
- Safeties	Automatic release system for uncrushables Rotational indication of drive for cone crusher Slip control of drive for cone crusher	
- Filling level	Measured with ultrasonic sensor	
- Capacity control	Automatically acc. to filling level, and engine load	
- Wear indication	Automatic, on the display	



4) MAIN BELT CONVEYOR


- Type	83 MCL 100-00	
- Discharge height	4.800 mm	(15'9")
- Stockpile volume	approx. 350 t; $\gamma=1,7$; 37° angle of repose	
- Length AD	12.440 mm	(41')
- Width BW	1.200 mm	(3'3")
- Belt speed	1,6 m/s	
- Inclination	24°	
- Drive	E-drum motor 11 kW	(15 hp)
- Speed control	rotational indication via pinch roll	
- Rubber belt quality	FLEXIFER EP 630/4 6+2	
- Transport	hydraulically fold-able	



TECHNICAL SPECIFICATION

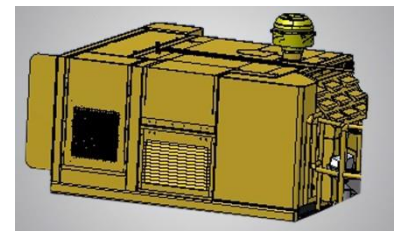
5) TRACK - UNIT

- Type	83 TRA 100-00	
- Length	4.055 mm	(13'4")
- Width track shoe	500 mm	(1'8")
- Total width	2.995 mm	(9'10")
- 2 speeds	1 km/h and 2 km/h	(0,6 / 1,2 mph)



6) ENGINE UNIT

- Diesel engine, Type	a) VOLVO TAD 1354 GE fixed speed b) VOLVO TAD 1373 VE	(p/n101615) (p/n101596)
- Emission control	a) Tier 3 EU STAGE IIIA; int. EGR b) Tier 4f EU STAGE IV; EGR, SCR add blue	
- Power ISO 14396	a) 328 kW / 1.500 rpm b) 345 kW / 1.500 rpm;	(446 hp) (469 hp)
- Max. torque	a) approx. 2.090 Nm at 1.500 R.P.M. b) 2.380 Nm at 1.200 R.P.M.	
- Engine revolution	1.500 R.P.M.	
- Bore hole / stroke	131 x 158 mm	(5,2" x 6,2") (780 in ³)
- Combustion consumption	a) 12.800 cm ³ ; b) 12.800 cm ³	
- Diesel consumption	b) 199 g/kWh at 1.600 R.P.M.	
- Voltage	24 Volt (for improved cold start properties)	
- Cooling	Combi cooler (water, air, diesel, hydraulic) For cleaning purpose fold-out easily	
- Fuel	Tank 425 Litres; fuel code acc. to EN 590	(112 gal)
- Air filter	Cyclone pre-filter + dual stage fine filter	
- Drive crusher	Motor → alternator → E-motor	
- Drive Hydraulic	220 kW for crusher drive via V-belts; E-motors 2 x 30 kW for track drive, fans drive, 3-deck screen and BFR	
- Alternator	500 kVA @ 50 Hz - 1.500 U/min; for driving all other operating components except fans, SCR and DFR	
- External power supply	plug connection 63 A (approx. 34 kW)	
- Hydraulic oil tank	120 Litres	(32 gal)



Combi cooler
fold-out



- DROP-OFF UNIT

lower service costs due to less dust emission to filters; lower noise level at the machine; perfect access for maintenance

ATTENTION

Engine warranty expires in case non genuine Keestrack filters are used!



DROP-OFF Unit

TECHNICAL SPECIFICATION - OPTIONS

8) DUST SUPPRESSION SYSTEM (p/n 657580)

- Type	CA 91 A	
- Spraying area	Main conveyor discharge	
- Drive	E-motor 0,75 kW	(1,0 hp)
- Water consumption	Max. 0,75 m ³ /h	
- Weight	45 kg	(99 lb)



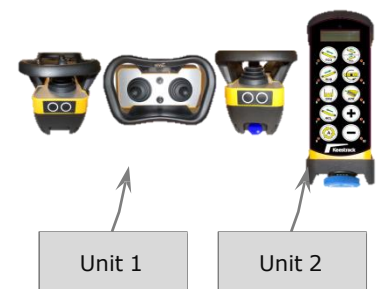
9) METAL DETECTOR p/n 654450

- Type	EGE 3000 with MDV amplifier, sensitivity adjustment 1-10	(22 lb)
--------	--	---------



10) RADIO REMOTE CONTROL DUO 10F PRO + JOYSTIC

- Order no.	Remote 102995 Sticker 103340	
Functions	<p>Unit 1:</p> <ul style="list-style-type: none"> - Tracks forwards / backwards proportional with automatic speed control <p>Unit 2:</p> <ul style="list-style-type: none"> - Crusher gap C.S.S. +/- - Belt feeder start / stop and +/- - FCO start / stop - LSC start / stop - RSC start / stop - RUB start / stop - SCR start / stop - MCL start / stop - Automatic start / stop - Machine stop button (blue) - Display 	



TECHNICAL SPECIFICATION – OPTIONS

11) HEATING SYSTEM LUBE OIL TANK p/n 203460

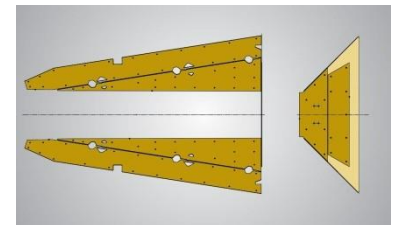
	for pre-heating of the lub oil if the temperature is below zero (up to 10°C)	
- Heating power	up to 9,1 kW;	(12,4 hp)
- Fuel consumption	0,19 - 1,1 l/h	
- Voltage	24V	
- Power consumption	37-90 W	
- Operating temperature	-40°C - + 80°C	
- Weight	5,3 kg	
- Additional	Incl. timer for 3 starting times and temperature pre-selection	



HEATING SYSTEM FOR LUBE OIL TANK

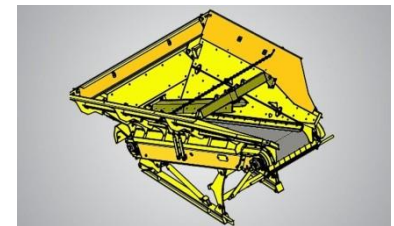
12) FEED HOPPER WITH WEAR PLATES p/n X103572

- Wear plates	8 mm HB 450; bolted on the feed hopper	
- Weight	676kg	(1.490 lb)




13) FEED HOPPER EXTENSIONS p/n 668970+668995+668960

- Sides	left side 668970, right side 668995 and rear side 668960	
- Height	approx. 530 mm	(1'9")
- Length	approx. 2.300 mm	(7'7")
- Weight	approx. 720 kg	(1587 lb)
- Volume	approx. 8 m ³ + 4 m ³ = approx. 12 m ³	(15 yard ³)
- Material	HB 450	
- Feeding width rear	approx. 3.980 mm	(13'1")




14) WORKING LIGHTS p/n 701006

- Tower with 4 lamps	p/n 701006 LED lights 12/24 V; 45 W each lamp: 9 pcs. LED's (p/n 205147) 4500 Lumen	
- protection degree	IP69K	
- Weight	9 kg	(20 lb)



15) FUEL FILLING PUMP p/n 101945 or 701030

- with automatic stop	p/n 701030	
- Weight	10 kg	(22 lb)
- Model	F 80-24-1"	
- Capacity	80 l/min	
- Filter	3 micron with water absorbant media	
- Suction hose	¾" 1,5 m long	
- Drive	On board-electric 24 V DC	



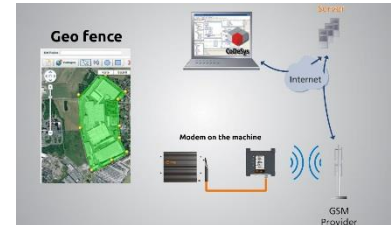
TECHNICAL SPECIFICATION – OPTIONS

16) UMTS MODEM WITH GPS TRACKING SYSTEM “KEESTRACKER” (without SIM card) p/n 102971

- Functions
- WEB portal: position of the machine can be displayed on Google Maps; a geo-fence can be generated.

FOR DEALER ONLY:

- Real time access to Diesel engine, parameters of components and alarms.



TRANSFER MACHINE DATA THROUGH KEESTRACKER

The Buyer will not transfer personal data to KEESTRACK. As part of the service, KEESTRACK will receive the following data regarding the machine through "Keestracker", the tracking and controlling system of the machine in question:

- Location data of the machine
- Machine usage data (such as: performance of the engine and other functions)

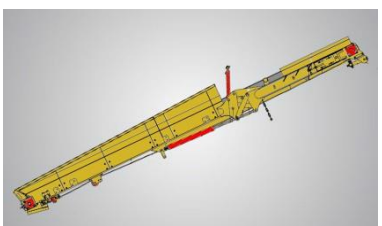


The Buyer acknowledges that this information does not constitute confidential business information of the Buyer. The Buyer provides its explicit consent for this data collection and takes appropriate technical and organizational measures to ensure that natural persons cannot be identified by these mechanical data.

The Buyer explicitly acknowledges that this information is provided free of charge to KEESTRACK for the delivery of services offered by KEESTRACK and to adapt or improve its services and/or products.

TECHNICAL SPECIFICATION – OPTIONS

17) BUILT ON 3 DECK SCREEN with OSR, RUB, RSC, LSC and FCO

SCREENBOX	83 SCR 100-00 – p/n X102154	
- Length x width	TD: L=4.640 mm; MD+BD: L=4.500 mm x 1.800 mm (14'9" x 5'10")	
- Effective screen area	TD: 8,3 m ² ; MD+BD: 8,1 m ²	
- Screen	Steel wire: TD: 3+1/3 pcs. side tensioned MD: 3 pcs. side tensioned; BD: 2 pcs. end tensioned (optional PU-Elements: 300 x 1000 mm)	(12" x 3'3")
- Drive	Hydraulic motor 15 kW	(20 hp)
- Access walkway	Rear, left and right side; for transport hydraulically fold-able; width 600 mm; with ladder	(1'12")
- screen inclination	adjustable 9°-24°	
OVERSIZE CONVEYOR	83 OSC 100-00; left side	
- Length AD	2.850 mm	(9'4")
- Width BW	650 mm	(1'8")
- Drive	E-drum motor 2,2 kW	(3 hp)
- Discharge height	3.210 mm	(10'6")
- Transport	hydraulically fold-able	
RECYCLING CONVEYOR	83 RUB 100-00; left side	
- Length AD	10.400 mm	(34'1")
- Width BW	650 mm	(2'2")
- Belt speed	1,7 m/s	
- Inclination	26°	
- Drive	E-drum motor 5,5 kW	(7,5 hp)
- Max capacity	120 t/h	
- Rubber belt	EP 400/3 4+2 V-450 (Chevron)	
- Transport	Transport separately	
MIDDLE FRACTION - FINE CONVEYOR	83 RSC 100-00; left side	
- Length AD	5.920 mm	(19'5")
- Width BW	650 mm	(1'8")
- Drive	E-drum motor 4 kW	(5 hp)
- Discharge height	3.355 mm	(11'0")
- Stockpile volume	approx. 120 t (γ=1,7; 37° angle of repose)	
- Transport	hydraulically fold-able	
MIDDLE FRACTION COARSE CONVEYOR	83 RSC 100-00; right side	
- Length AD	5.920 mm	(19'5")
- Width BW	650 mm	(1'8")
- Drive	E-drum motor 4 kW	(5 hp)
- Discharge height -	3.355 mm	(11'0")
Stockpile volume -	approx. 120 t (γ=1,7; 37° angle of repose)	
Transport	hydraulically fold-able	
FINES CONVEYOR	81 USC 105-00	
- Length AD	6.800 mm	(22'3")
- Width BW	1.200 mm	(3'11")
- Discharge height	4.160 mm	(13'8")
- Belt speed	1,6 m/s	
- Drive	E-drum motor 5,5 kW	(7,5 hp)
- Stockpile volume	approx. 220 t (γ=1,7; 37° angle of repose)	
- For transport	hydraulically fold-able (also for service)	

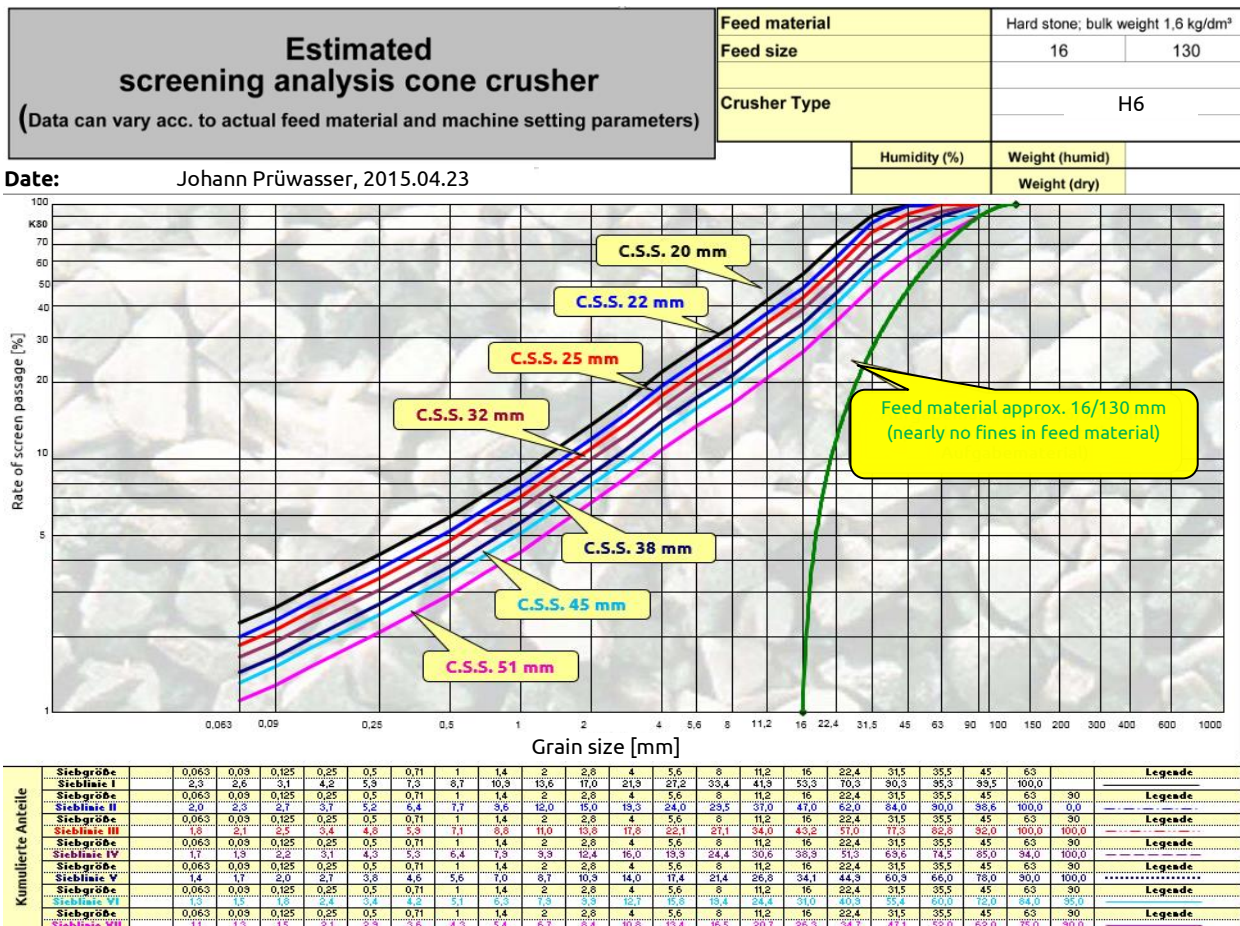


TECHNICAL SPECIFICATION - CAPACITY

Concave type	Max. feed size [mm]	Capacity [T.P.H.]*) at C.S.S. [mm]									
		8	10	13	16	19	22	25	32	38	44
EC	185				114-200	122-276	131-294	139-313	159-357	175-395	192-384
C	145			101	109-218	117-292	125-312	133-332	151-378	167-335	183-229
MC	115			97-122	108-262	113-282	120-301	128-320	146-328	161-242	
M	90			117-187	126-278	136-298	145-318	154-339	176-281	194	
MF	75		114	124-227	134-245	144-263	153-281	163-299	186-248		
F	50	90-135	96-176	104-191	112-206	120-221	129-236	137-251	156-208		
EF	35	70-90 T.P.H. - approx. 80% finer than 5-5,6 mm									

*) Performance figures are approximate and give an indication of what the crusher can produce. They apply to open circuit crushing of dry material with a bulk density of 1600 kg/m³. It is assumed that material much finer than the crusher's closed side setting (CSS) is removed from the feed.

Consult us regarding the application of the crusher since the chosen eccentric throw, degree of reduction, the material's crushability (W), the size analysis of the feed, the design of any recrushing circuit and the moisture content in the feed all affect performance of the crusher.




TECHNICAL SPECIFICATION – SCREEN CHOICE

01) TOP and MIDDLE DECK

WOVEN WIRE MESH

p/n	Description
202189	10 x 10 x 2,8 mm
202183	18 x 18 x 4 mm
202200	20 x 20 x 4 mm
202199	25 x 25 x 5 mm
202610	30 x 30 x 6 mm
202217	35 x 35 x 7 mm
202184	40 x 40 x 8mm
202236	45 x 45 x 8 mm
202237	50 x 50 x 8 mm
202239	55 x 55 x 9 mm
202197	60 x 60 x 10 mm
202238	70 x 70 x 10 mm
202198	80 x 80 x 12,5 mm




02) BOTTOM DECK

WOVEN WIRE MESH

Spi 2610 + 1810 mm

Spl 1760 mm

p/n	Description
202401	BD MESH 4 x 4 x 1,5 mm
202334	BD MESH 5 x 5 x 2 mm
202226	BD MESH 6 x 6 x 2 mm
202591	BD MESH 7 x 7 x 2 mm
202044	BD MESH 8 x 8 x 2,5 mm (stainless 202607)
202045	BD MESH 10 x 10 x 2,5 mm
202046	BD MESH 12 x 12 x 3 mm
202048	BD MESH 14 x 14 x 2,5 mm
202047	BD MESH 15 x 15 x 3 mm
202085	BD MESH 16 x 16 x 3 mm
202581	BD MESH 17 x 17 x 3 mm
202205	BD MESH 18 x 18 x 4 mm
202048	BD MESH 20 x 20 x 4 mm
202551	BD MESH 20 x 20 x 5 mm
202220	BD MESH 22 x 22 x 4 mm
202060	BD MESH 24 x 24 x 5 mm
202049	BD MESH 25 x 25 x 5 mm
202203	BD MESH 28 x 28 x 5 mm
202050	BD MESH 30 x 30 x 5 mm
202469	BD MESH 32 x 32 x 6 mm
202204	BD MESH 35 x 35 x 7 mm
202051	BD MESH 40 x 40 x 8 mm
202104	BD MESH 45 x 45 x 8 mm
202052	BD MESH 50 x 50 x 8 mm



ELONGATED HARP SCREENS

Advantages:

- high percentage of open screening area
- less danger of clogging

p/n	Description
202208	BD HARP 3 x 200 x 1,2 mm
202672	BD HARP 4 x 100 x 2 mm
202031	BD HARP 4 x 200 x 2 mm
202181	BD HARP 5 x 100 x 1,6 mm
202032	BD HARP 5 x 200 x 2 mm
202391	BD HARP 6 x 40 x 2 mm
202426	BD HARP 6 x 150 x 3 mm
202033	BD HARP 6 x 200 x 2 mm
202537	BD HARP 8 x 50 x 2,5 mm
202034	BD HARP 8 x 200 x 2 mm
202416	BD HARP 10 x 50 x 2 mm
202035	BD HARP 10 x 200 x 2,8 mm
202036	BD HARP 12 x 200 x 3 mm
202219	BD HARP 15 x 40 x 2 mm

SERPA DIAMOND

202698	BD HARP-SERPA 6 x 200 x 2,5 mm
202259	BD HARP-SERPA 12 x 200 x 3 mm
202136	BD HARP-SERPA 15 x 200 x 3 mm
202834	BD HARP-SERPA 25 x 200 x 3 mm

S-WAVE WIRE SCREEN MESH

202258	BD S-WAVE 10 x 200 x 2,5 mm
--------	-----------------------------

